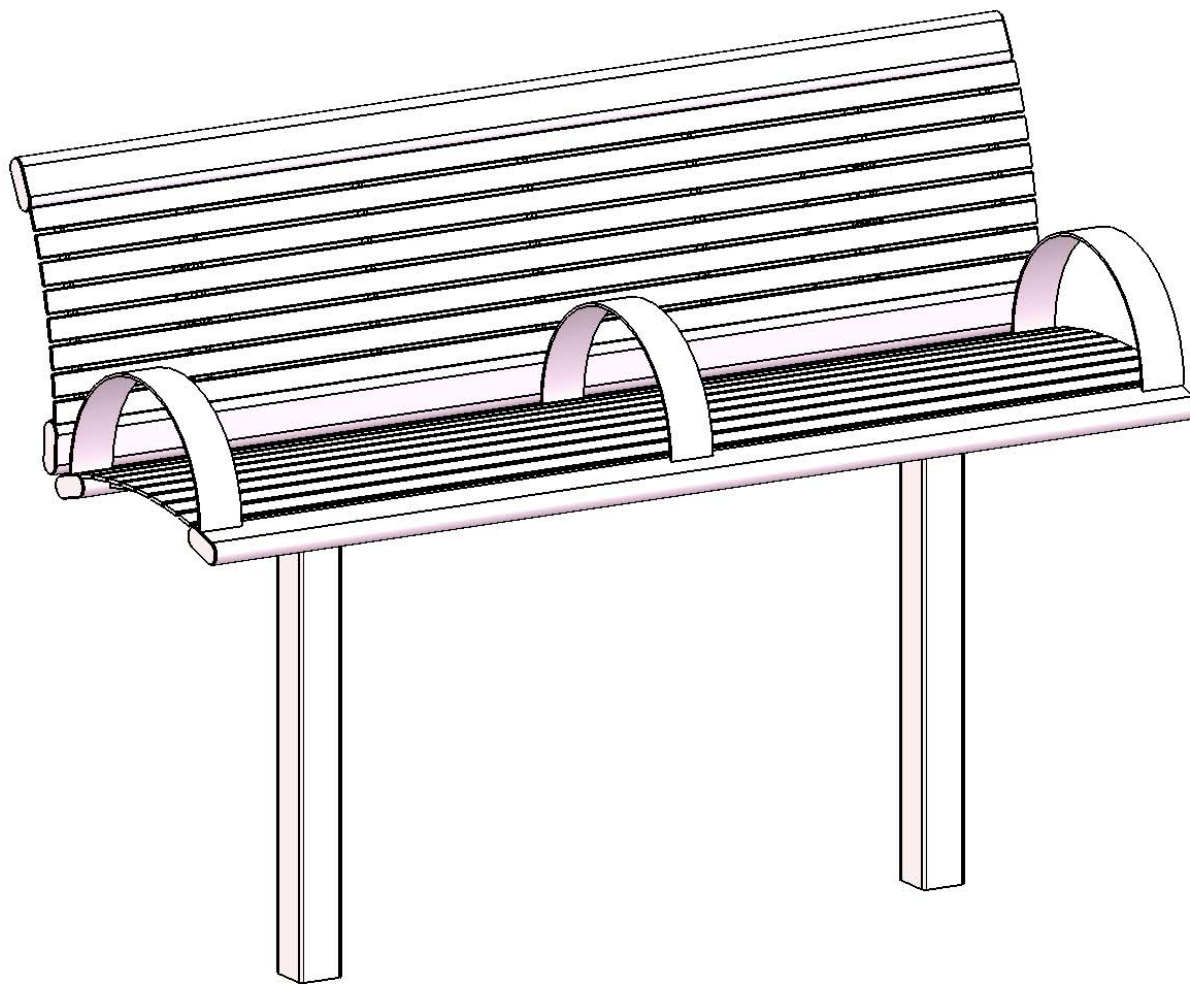


# Site Amenities

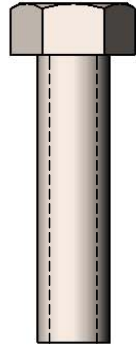
BY SUPERIOR RECREATIONAL PRODUCTS



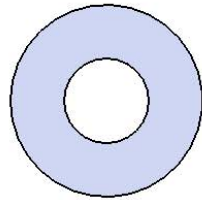
Model #  
B6WBARS-ST-ARM

 **SUPERIOR**<sup>®</sup>  
RECREATIONAL PRODUCTS  
A **PLAYCORE** Company

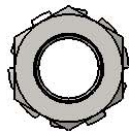
# HARDWARE



3/8" x 1-1/2"  
MACHINE BOLT

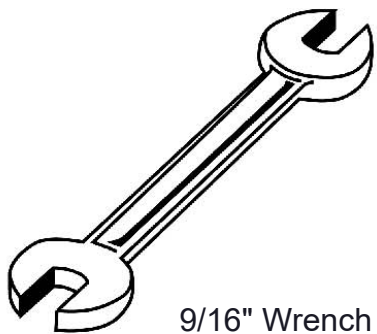


3/8" FLAT WASHER



3/8" KEPNUT

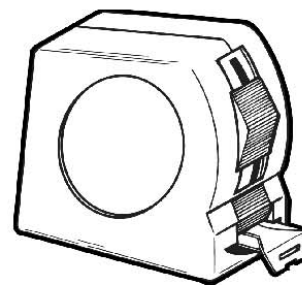
## TOOLS REQUIRED



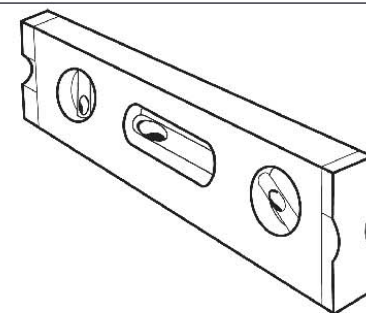
9/16" Wrench



9/16" Socket Wrench



Tape Measure



Level

# PRODUCT SPECIFICATIONS

## **B6WBARS-ST-ARM ARCHES INGROUND MOUNT BENCH**

Seat & Back: Both are fabricated from 1 ½" x ¼" flat steel strips. Reinforced with 1/4" thick support ribs. End Planks are made from 1-1/2" x 3-1/2" Steel Oval Tube.

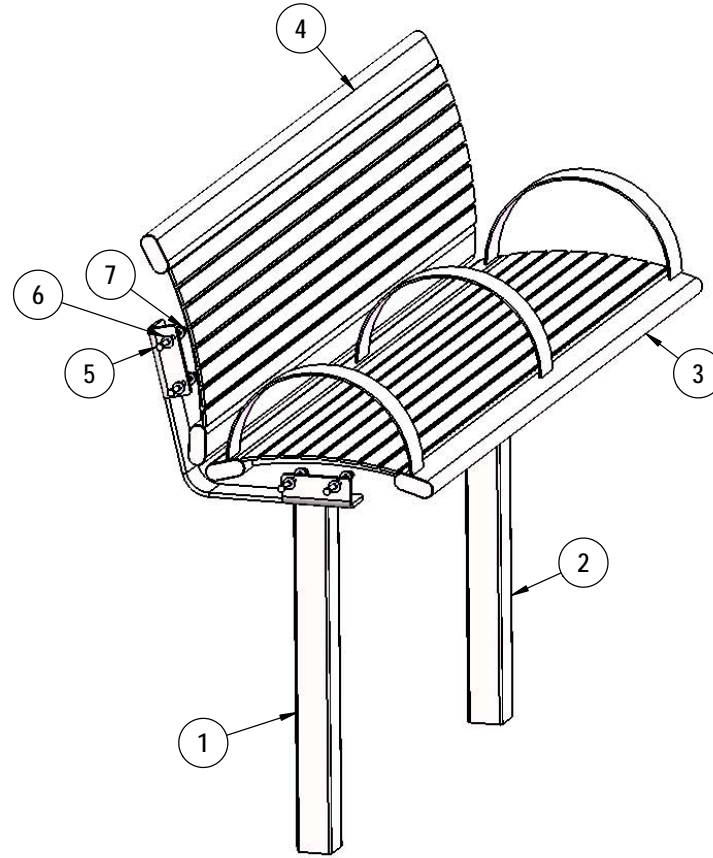
Frame: 3" x 3" square x11 gauge structural steel tubing. All electrically MIG welded.

Coating: Electrostatic powder coated application oven cured.

Dimensions: 6' inground bench with back. Seat is 20" wide x 71" long. Seat height is 18" from the ground to the top of the seat. The overall dimensions are 71" x 25-11/16" x 51-5/16"

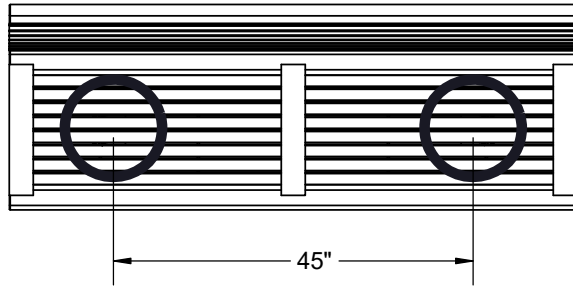
# COMPONENTS

Attach the seats to the frames using specified hardware.

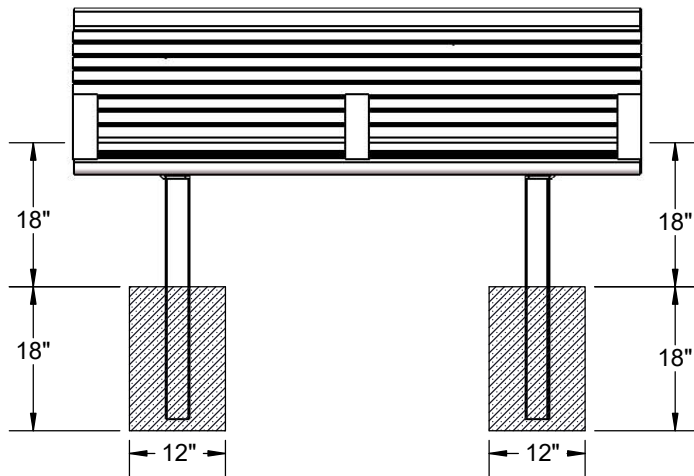


ITEM NO.	PartNo	DESCRIPTION	QTY
1	P-01-01-0412	81 Series S Leg-Right	1
2	P-01-01-0670	81 Series S Leg-Left	1
3	P-01-01-0420	6' Richmond Series Seat w/ armrests	1
4	P-01-01-0415	6' Richmond Series Seat	1
5	33-05-0049	3/8" x 1 1/2" Machine Bolt (SS)	8
6	33-02-0008	3/8" Flat Washer (SS)	16
7	33-03-0013	3/8" Kep Nut (SS)	8

# FOOTING DETAILS



Estimated Required Concrete:  
7 - 50lb Bags of Concrete Mix



# OVERALL DIMENSIONS

