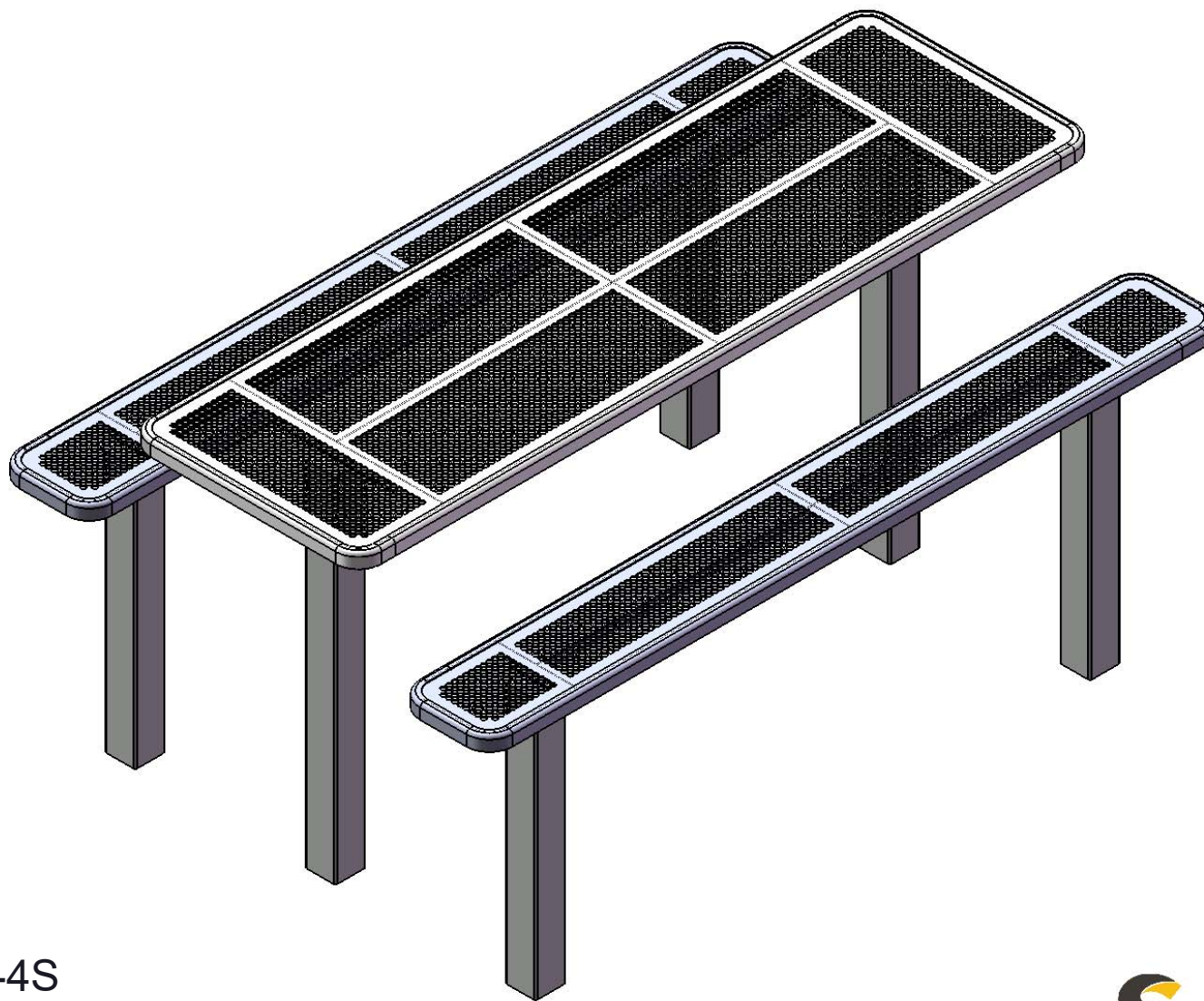


Site Amenities

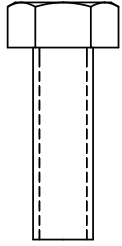
BY SUPERIOR RECREATIONAL PRODUCTS



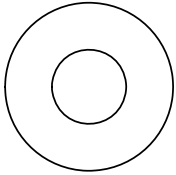
Model #
T8INNV4-4S
T8INNVDBLPEDS

 **SUPERIOR**[®]
RECREATIONAL PRODUCTS
A **PLAYCORE** Company

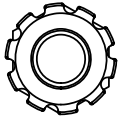
HARDWARE



5/16" X 1"
Machine Bolt



5/16" Washer



5/16" Kep Nut

PRODUCT SPECIFICATIONS

T8INNV4-4S T8INNVDBLPEDS 8' INGROUND PICNIC TABLE WALK-THROUGH DESIGN

Top & Seats: 11 gauge die formed angle frame 1"x1-7/8" with 3" radius corners. Seats and top are fabricated from a 12ga plate. Holes are precision punched at 5/8" diameter. 7 gauge x 1-1/2" flat bar center support and mounting bracket understructure. Electrically MIG welded.

Coating: Oven fused functionalized polyethylene copolymer-based thermoplastic. Fluidized bed coating application with superior mechanical performance, impact resistance and UV-stability.

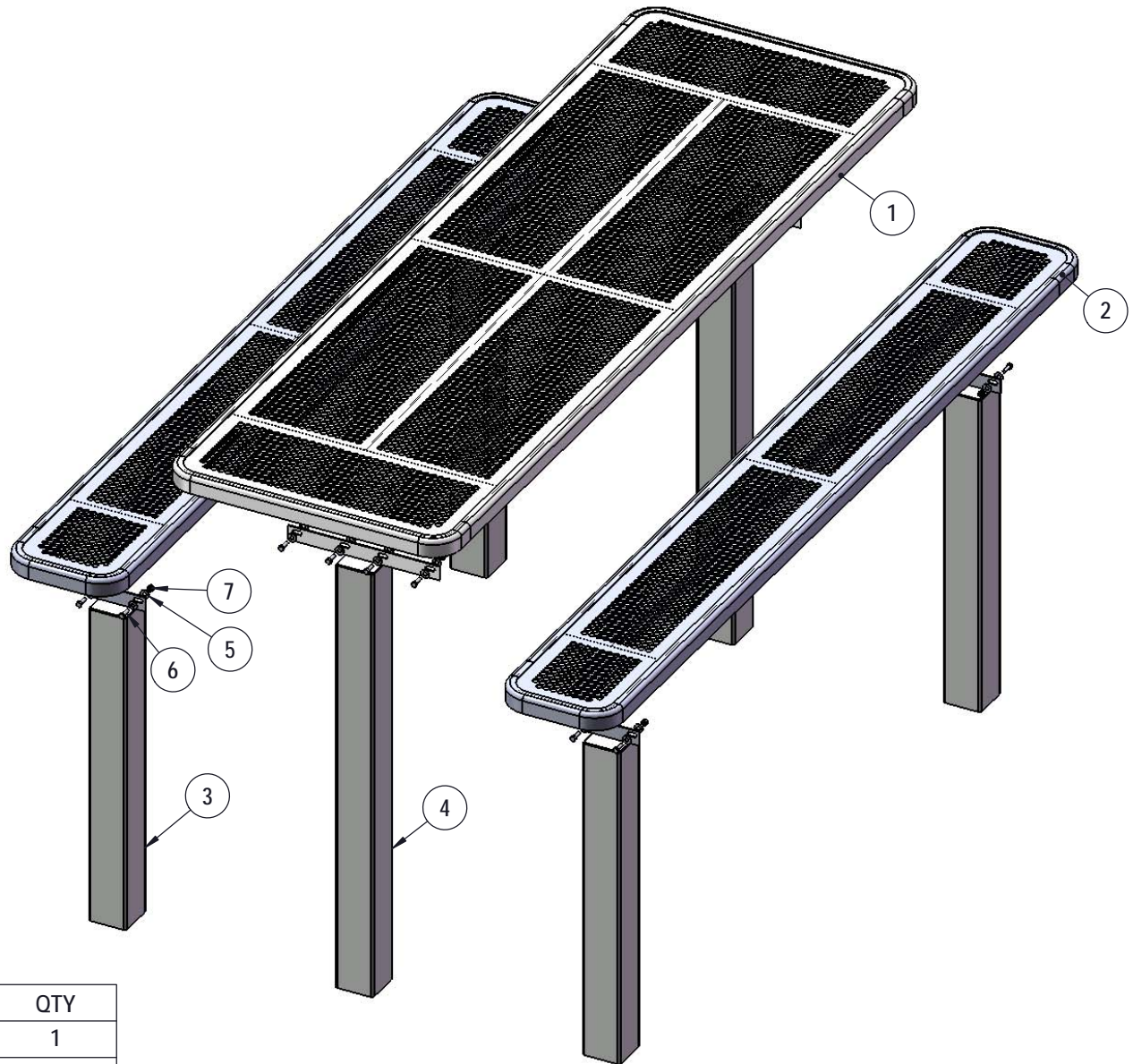
Frame: 4 x 4 x 11 gauge structural steel square tubing. Legs are capped with a 4 x 4 x 3/16" steel flat bar. Seat and top mounting points 7 gauge x 1-1/2" die stamped steel flat bar. All electrically MIG welded.

Frame Coating: Electrostatic powder coated application oven cured.

Hardware: All stainless steel hardware fasteners.

Dimensions: 8' permanent picnic table walk-through design. Top is 30-1/8" wide x 96-1/8" long and is 30" high. Seats are 12-1/8" wide x 96-1/8" long and 18" high. Outside to outside dimension is 64" x 96-1/8".

COMPONENTS



ITEM NO.	PartNo	DESCRIPTION	QTY
1	T-P96-T	8' Punched Top	1
2	T-P96-S	8' Punched Seat	2
3	P-V349S-S	Vinyl S Seat leg	4
4	P-V349S-T	Vinyl S top leg	2
5	33-02-0007	5/16" SS Washer	32
6	33-05-0029	5/16" x 1" Machine Bolt (SS)	16
7	33-03-0012	5/16" Kep Nut (SS)	16

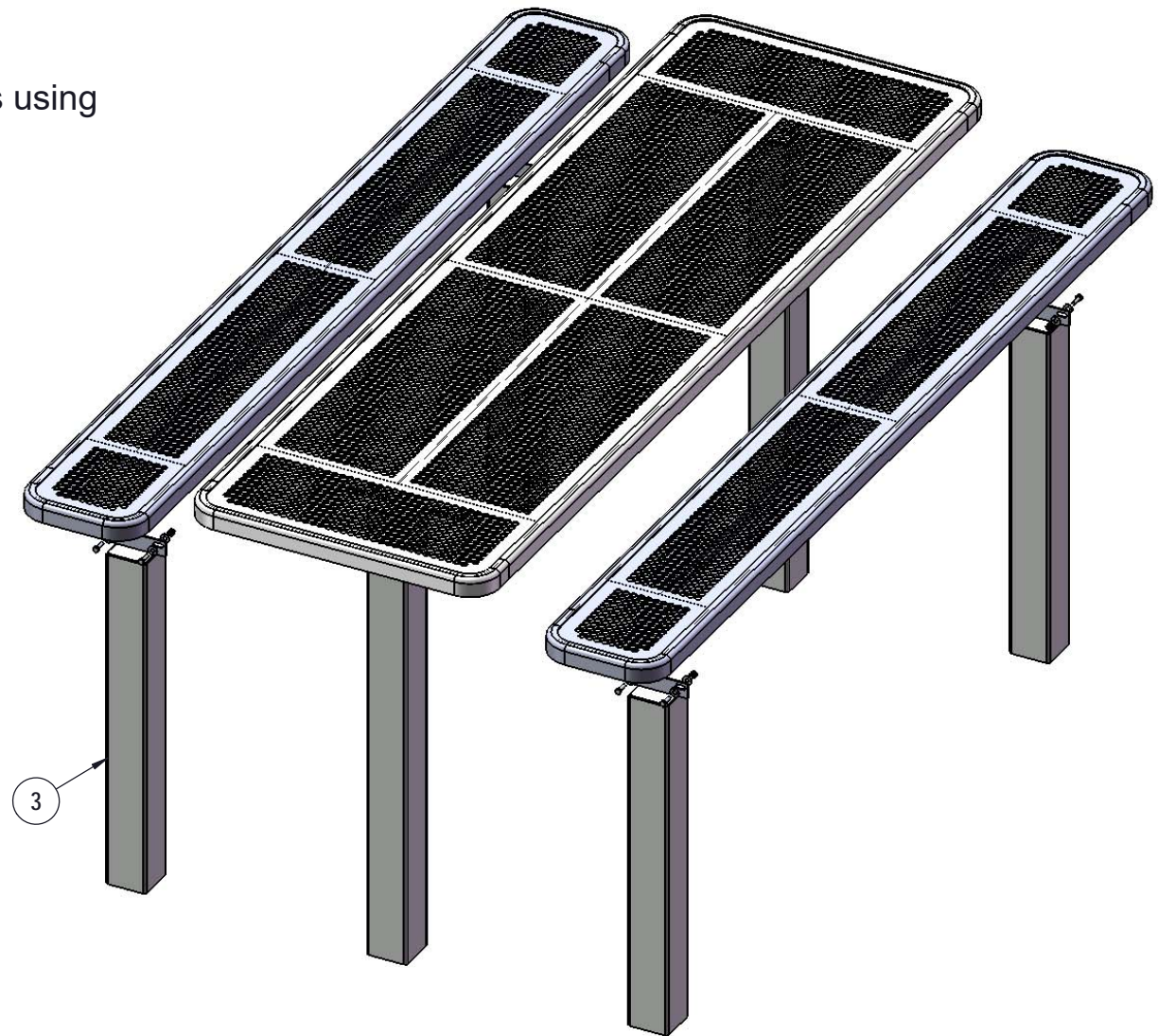
STEP 1

Attach the 8' Top to the Top Legs using specified hardware.

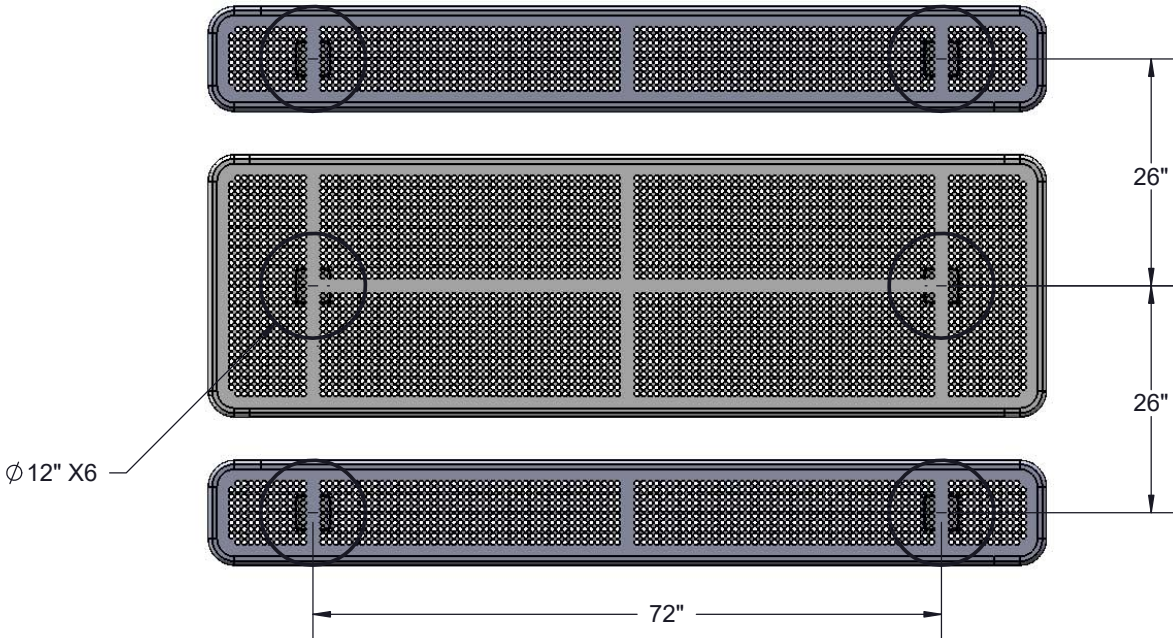


STEP 2

Attach the 8' Seats to the Seat Legs using specified hardware.



FOOTINGS



Estimated Required Concrete:
19 - 50 lb Bags of Concrete Mix



OVERALL DIMENSIONS

